


# Our Achievements in Figures

## Blood Services Group


Key Statistics as at end December 2014



Blood Donors  
**68,868**




Whole Blood Donations  
**108,058**



Apheresis Donations  
**9,337**



Blood Components Processed  
**355,956**



Laboratory Tests Conducted  
**1,187,533**

## Applied Sciences Group

Key Statistics as at end March 2015

### Food Safety Division



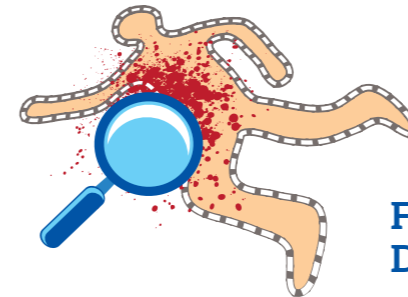
Analytical Cases  
**3,341**  
Analytical Tests for Laboratory Samples  
**23,815**

### Pharmaceutical Division



Analytical Cases  
**2,809**  
Analytical Tests for Laboratory Samples  
**13,238**


### Forensic Medicine Division



Coroner's Cases  
**4,041**  
Coroner's Autopsies  
**1,594**

### Forensic Science Division

Forensic Cases  
**264**  
Forensic Exhibits  
**1,078**

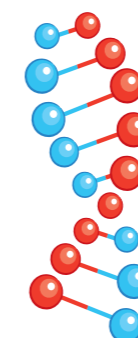


### Illicit Drugs Division

Forensic Cases  
**2,338**  
Forensic Exhibits  
**5,755**


### Biology Division

Forensic Cases  
**25,398**  
Forensic Exhibits  
**31,632**



### Analytical Toxicology Division

Forensic Cases  
**21,043**  
Forensic Exhibits  
**36,916**



# Health Products Regulation Group

Key Statistics as at end March 2015



Western Pharmaceutical Product Licences Approved **233**

Western Pharmaceutical Product Licences (New Innovator Drug) Approved **115**

Western Pharmaceutical Product Licences (Generics) Approved **118**

Medical Device Product Listing Approved (Class A, B, C & D) **1,913**



Registered Western Pharmaceutical Products **5,493**

Approved Products on the Singapore Medical Device Register **15,377**

Total Number of Cosmetic Products Notified **147,300**

Total Number of Chinese Proprietary Medicines Listed **10,312**

New Chinese Proprietary Medicines Listed **504**

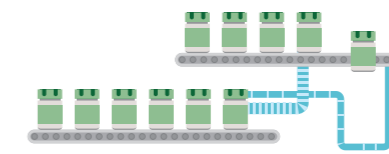
New Cosmetic Products Notified **41,763**



Clinical Trials Certificates Granted **322**



Medical Advertisement Permits Approved **3,184**



Site Audits Conducted for Good Manufacturing & Good Distribution Practices and Pharmacies **432**

Applications for Import of Medicinal Products for Personal Use Processed **2,148**



Applications for Licences/Certificates of Premises, Dealers and Importers & Exporters of Health Products Approved **5,858**

Applications for Licences/Certificates for **Manufacturers of Health Products Approved** 393

Applications for Licences/Certificates for **Importers of Health Products Approved** 3,217

Applications for Licences/Certificates for **Wholesalers of Health Products Approved** 1,361

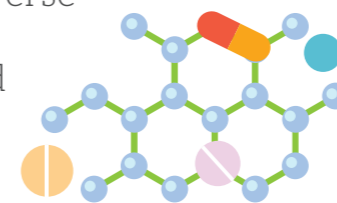
Applications for Registration of **Retail Pharmacies Approved** 371

Applications for Licences/Certificates for **Exporters of Health Products Approved** 516

**5,858**



Spontaneous Adverse Drug Reaction Reports Captured **20,404**



Post-Market Feedback Received (Relating to Potential Contravention of Health Product Legislation) **3,368**



Number of Field Safety Corrective Action Reporting for Medical Devices Received **588**



Total Number of Licensed Tobacco Retail Outlets **4,932**

Under-18 Smokers Caught **5,753**



Tobacco Retail Licences Approved **580**

Number of Electronic Cigarettes Cases Referred to HSA **4,187**