


# FINANCIAL HIGHLIGHTS



## Balance Sheet

	FY14/15 \$'000	FY13/14 \$'000	Increase / (Decrease)	
			\$'000	%
Property, Plant & Equipment	86,023	91,816	(5,793)	(6)
Intangibles	2,310	2,512	(202)	(8)
Current Assets	137,306	121,280	16,026	13
<b>Total Assets</b>	<b>225,639</b>	<b>215,608</b>	10,031	5
<b>Equity</b>	<b>127,428</b>	<b>121,587</b>	5,841	5
Long-Term Loans	18,200	19,110	(910)	(5)
Other Non-Current Liabilities	9,376	10,061	(685)	(7)
Current Liabilities	70,635	64,850	5,785	9
<b>Total Equity and Liabilities</b>	<b>225,639</b>	<b>215,608</b>	10,031	5

## Income & Expenditure Statement

The Authority has achieved an overall net surplus of \$5.2m for FY14/15.

	FY14/15 \$'000	FY13/14 \$'000	Increase / (Decrease)	
			\$'000	%
Operating Income	121,899	121,810	89	0
Operating Expenditure	(195,441)	(192,192)	3,249	2
<b>Deficit before Government Grants</b>	<b>(73,542)</b>	<b>(70,382)</b>	3,160	4
Government Grants	80,490	78,776	1,714	2
<b>Surplus before Contribution to Consolidated Fund</b>	<b>6,948</b>	<b>8,394</b>	(1,446)	(17)
Contribution to Consolidated Fund	(1,181)	(1,427)	(246)	(17)
<b>Net Surplus</b>	<b>5,767</b>	<b>6,967</b>	(1,200)	(17)
Other Comprehensive Income	(537)	(141)	396	281
Contribution to Consolidated Fund	(24)	24	48	200
<b>Net Comprehensive Income</b>	<b>(561)</b>	<b>(117)</b>	444	379
<b>Net Surplus and Comprehensive Income for the Year</b>	<b>5,206</b>	<b>6,850</b>	(1,644)	(24)

### Operating Income

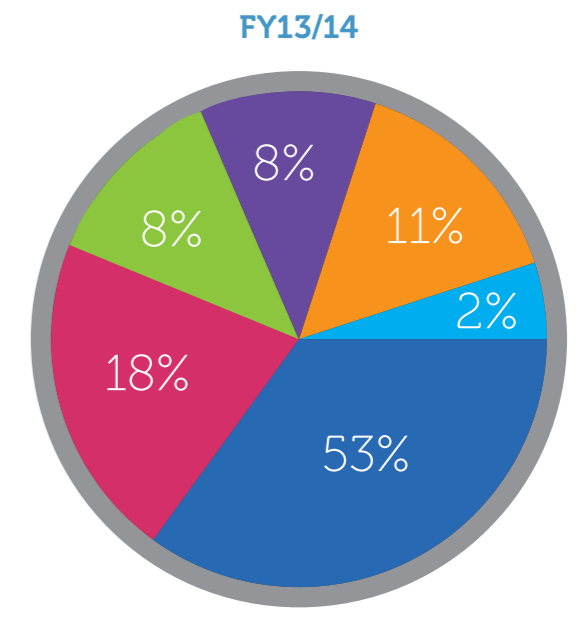
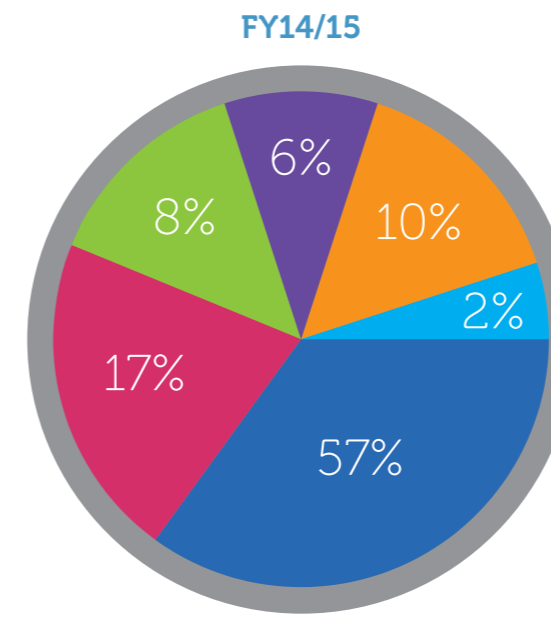
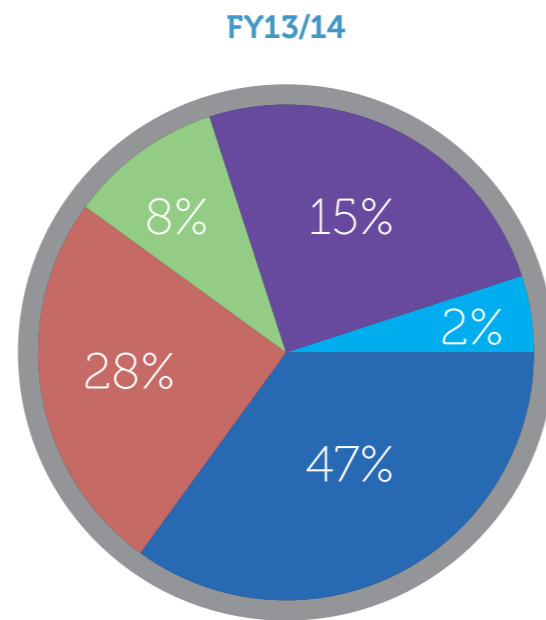
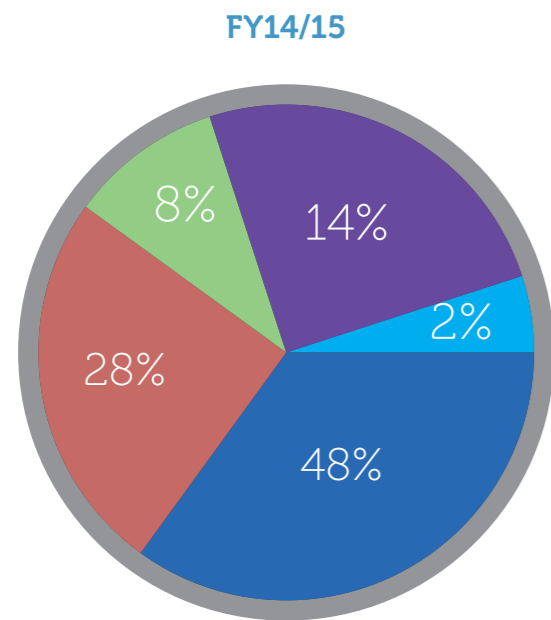
The Authority earned a total operating income of \$121.9m in FY14/15, an increase of \$0.1m (0.1%) over FY13/14's revenue of \$121.8m.

	FY14/15	FY13/14	Increase / (Decrease)	
	\$'000	\$'000	\$'000	%
Laboratory Analysis Fees	57,945	57,738	207	0
Blood Processing and Patient Laboratory Fees	34,556	34,651	(95)	(0)
Forensic Investigation Fees	9,547	9,081	466	5
Licensing Fees	17,024	17,709	(685)	(4)
Other Income	2,827	2,631	196	7
<b>Total Operating Income</b>	<b>121,899</b>	<b>121,810</b>	<b>89</b>	<b>0</b>

### Operating Expenditure

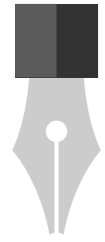
The Authority incurred a total operating expenditure of \$195.4m in FY14/15, an increase of \$3.2m (2%) over FY13/14's expenditure of \$192.2m.

	FY14/15	FY13/14	Increase / (Decrease)	
	\$'000	\$'000	\$'000	%
Staff Costs	112,079	102,578	9,501	9
Supplies and Services	33,716	34,844	(1,128)	(3)
Repairs and Maintenance	16,169	15,471	698	5
Depreciation and Amortisation	11,469	15,414	(3,945)	(26)
Blood Donor Expenses	3,536	3,490	46	1
Other Operating Expenses	18,472	20,395	(1,923)	(9)
<b>Total Operating Expenditure</b>	<b>195,441</b>	<b>192,192</b>	<b>3,249</b>	<b>2</b>



- Laboratory Analysis Fees
- Blood Processing and Patient Laboratory Fees
- Forensic Investigation Fees
- Licensing Fees
- Other Income

- Staff Costs
- Supplies and Services
- Repairs and Maintenance
- Depreciation and Amortisation
- Blood Donor Expenses
- Other Operating Expenses



# Editorial Team

**Advisor** Dr Mimi Choong

**Editors** Ms Valencia Seah  
Ms Estelle Koh  
Ms Michelle Chen  
Mr Adrian Chia

**Members** Ms Florence Teo  
Mr Freddie Foo  
Ms Guo Qiyun  
Mr Ho Cheng Choy  
Ms Hozanna Ngoh  
Ms Joyce Heng  
Ms Joyce Nang  
Ms Koh Geok Tin  
Dr Marieta Chan  
Ms Regina Hong  
Mr Tan Yeo Kwang  
Mr Toi Shean Hoon  
Mr Wong Soon Lee