

Siemens Healthcare GmbH, HC DI CT QT, Siemensstr. 1, 91301 Forchheim

To all users of the

SIEMENS SOMATOM Emotion(2003)

SIEMENS SOMATOM Sensation

SIEMENS SOMATOM Emotion(2007)

SIEMENS SOMATOM Spirit

SIEMENS SOMATOM Scope Power

SIEMENS SOMATOM Perspective

CC: Chairman of Medical Board & Heads
of Departments

Name
Department

Dr. Markus Nagel
HC DI CT QT

Telephone
E-mail

+49 (0)9191 18-7231
markus.nagel@siemens-healthineers.com

Customer Safety Advisory Notice CT057/17/S

Re: CARE Dose4D algorithm – Risk of unnecessary radiation exposure for head scans based on p.a./a.p. topograms

Dear customer:

This letter is to inform you about a potential risk of unnecessary radiation exposure due to a software issue we found in the CARE Dose4D algorithm implemented in the Siemens Healthineers CT scanners specified above.

When does this malfunction occur and what is the problem?

Siemens Healthcare became aware of possible incorrect tube current calculations by the CARE Dose4D algorithm for head scans based on p.a. (posterior-anterior) or a.p. topograms. Depending on the geometrical shape of the skull bone, it may happen in rare cases that the calculated dose distribution is not appropriate and could lead to unnecessary radiation exposure.

How can the operator help to avoid a potential risk of the system?

The described issue will not occur when using a lateral topogram instead of a p.a. or an a.p. topogram. Accordingly, we strongly recommend using topograms in lateral position for all head scans.

Considering that the p.a. or a.p. topogram is preferred in specific protocols such as in CarotidAngio scans and RT_HeadNeckShoulder, we strongly recommend to deactivate the CARE Dose4D function for this type of scan(Fig.1)

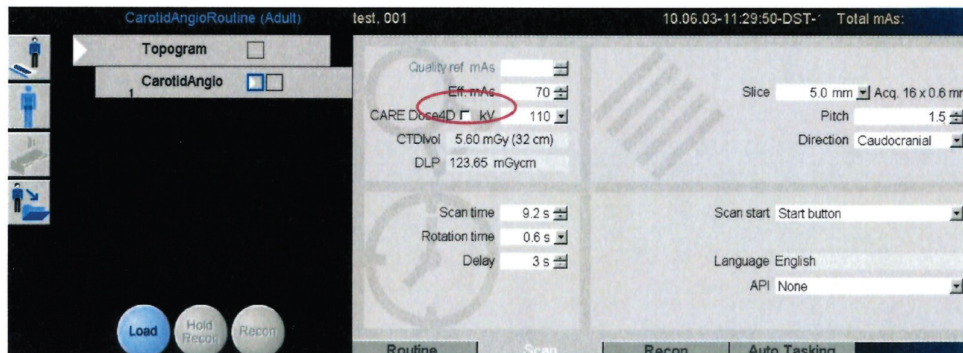


Fig.1 deactivate the check box for CARE Dose4D

Siemens Healthcare GmbH
Management: Bernhard Montag, Chairman;
Thomas Rathmann, Michael Reitermann

Siemensstr. 1
91301 Forchheim
Germany

Tel.: +49 (9191) 180
siemens.com/healthcare

Chairman of the Supervisory Board: Michael Sen
Registered office: Munich, Germany; Commercial Registry: Munich, HRB 213821
WEEE-Reg.-No. DE 64872105

The following part describes additional safety features already implemented in current systems:

To prevent any possible deterministic radiation effects on the patient's skin or eye lenses, Siemens Healthcare implemented a dose alert according to the technical standard IEC 60601-2-44. A warning will be shown and has to be confirmed by the user if the accumulated CTDIvol for the ongoing examination exceeds the alert threshold in any z-position. The default setting for the threshold is adjusted to 1000 mGy.

Furthermore, the user can configure dose notification thresholds for every scan range (please refer to the "Instructions for Use" or "Operator Manual"). If a dose notification threshold is configured and is bound to be exceeded, a notification requesting a confirmation by the user pops up prior to the scan (Fig. 2)

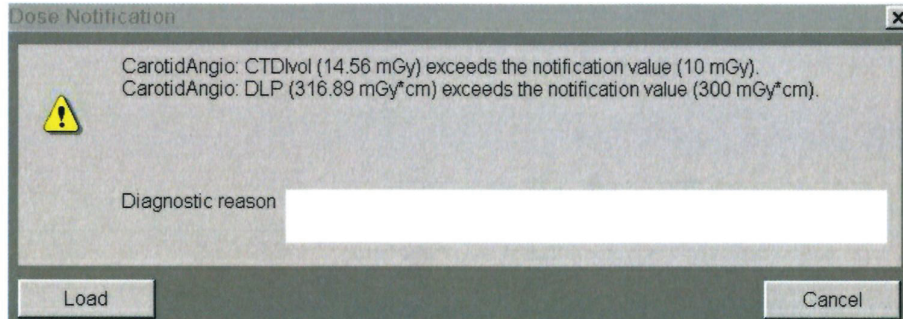


Fig. 2 Pop up window "Dose Notification" in case a configured threshold is exceeded

How the issue will be solved finally?

Our experts will develop a solution to correct the problem with top priority. As soon as we release the correction, we will inform you concerning the start of the measure and when this correction has been successfully implemented.


We appreciate your understanding and cooperation with this safety advisory notice and ask you to immediately instruct your personnel accordingly. Please ensure that this safety advisory notice is placed in the medical device's Instructions for Use. Your personnel should maintain awareness until a solution has been implemented.

If you have sold this medical device and it is no longer in your possession, we kindly ask you to forward this safety advisory notice to the new owner of this device. Please also inform us about the new owner of the device.

The relevant national competent authority has been informed of this notice.

Sincerely yours,


Andre Hartung
Head of CT
Computed Tomography
Siemens Healthcare GmbH
Forchheim
Germany


Dr. Markus Nagel
Head of CT QT
Computed Tomography
Siemens Healthcare GmbH
Forchheim
Germany

Siemens Healthcare GmbH, HC DI CT QT, Siemensstr. 1, 91301 Forchheim

Name Dr. Markus Nagel
Department HC DI CT QT
Telephone +49 (0)9191 18-7231
E-mail markus.nagel@siemens-healthineers.com

To all users of the

SIEMENS SOMATOM Emotion (2003)
SIEMENS SOMATOM Sensation
SIEMENS SOMATOM Emotion (2007)
SIEMENS SOMATOM Spirit

CC: Chairman of Medical Board & Heads
of Departments

Customer Safety Advisory Notice CT058/17/S

Re: CARE Dose4D algorithm – Risk of unnecessary radiation exposure for head scans based on p.a./a.p. topograms

Dear customer:

This letter is to inform you about a potential risk of unnecessary radiation exposure due to a software issue we found in the CARE Dose4D algorithm implemented in the Siemens Healthineers CT scanners specified above.

When does this malfunction occur and what is the problem?

Siemens Healthcare became aware of possible incorrect tube current calculations by the CARE Dose4D algorithm for head scans based on p.a. (posterior-anterior) or a.p. topograms. Depending on the geometrical shape of the skull bone, it may happen in rare cases that the calculated dose distribution is not appropriate and could lead to unnecessary radiation exposure.

How can the operator help to avoid a potential risk of the system?

The described issue will not occur when using a lateral topogram instead of a p.a. or an a.p. topogram. Accordingly, we strongly recommend using topograms in lateral position for all head scans.

Considering that the p.a. or a.p. topogram is preferred in specific protocols such as in CarotidAngio scans and RT_HeadNeckShoulder, we strongly recommend to deactivate the CARE Dose4D function for this type of scan (Fig.1)

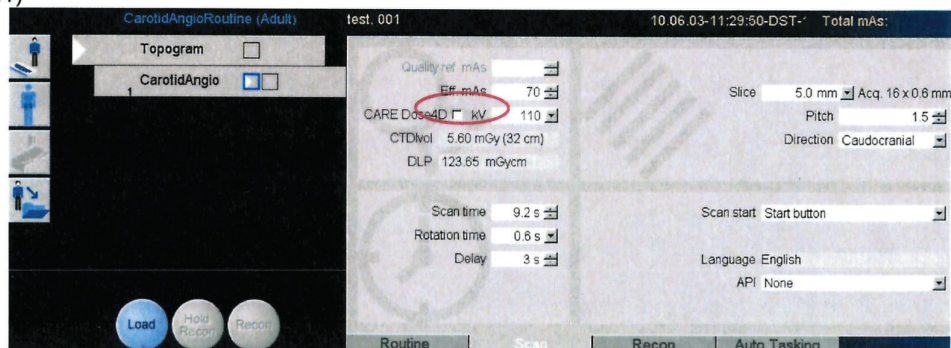


Fig.1 deactivate the check box for CARE Dose4D

Siemens Healthcare GmbH
Management: Bernhard Montag, Chairman;
Thomas Rathmann, Michael Reitermann

Siemensstr. 1
91301 Forchheim
Germany

Tel.: +49 (9191) 180
siemens.com/healthcare

Chairman of the Supervisory Board: Michael Sen
Registered office: Munich, Germany; Commercial Registry: Munich, HRB 213821
WEEE-Reg.-No. DE 64872105

How this issue will be solved


Our experts will develop a solution to correct the problem with top priority. As soon as we release the correction, we will inform you concerning the start of the measure and when this correction has been successfully implemented.

We appreciate your understanding and cooperation with this safety advisory notice and ask you to immediately instruct your personnel accordingly. Please ensure that this safety advisory notice is placed in the medical device's Instructions for Use. Your personnel should maintain awareness until a solution has been implemented.

If you have sold this medical device and it is no longer in your possession, we kindly ask you to forward this safety advisory notice to the new owner of this device. Please also inform us about the new owner of the device.

- The relevant national competent authority has been informed of this notice.

Sincerely yours,



Andre Hartung
Head of CT
Computed Tomography
Siemens Healthcare GmbH
Forchheim
Germany



Dr. Markus Nagel
Head of CT QT
Computed Tomography
Siemens Healthcare GmbH
Forchheim
Germany