

URGENT FIELD SAFETY NOTICE

«IA_Customer_Name»
«IA_Facility_Site»
«IA_Street_Address»
«IA_City», «IA_State» «IA_Zip_Code»

Caution: Digital Radiography X-Ray System DX-D 100:
How to move the unit manually

Dear customer,

Agfa HealthCare is committed to providing you with the best possible customer care and highest quality products and services. Agfa HealthCare wishes to bring to your attention the following information.

Device:

This notice refers to the mobile Digital Radiography X-Ray System unit **DX-D 100**.


Background information:

In case motorized movement is not possible the unit needs to be moved manually. The procedure how to switch to manual movement and the tool needed is mentioned in the User Manual and also explained below.

Actions

- **Procedure how to switch from motorized to manual movement.**

“In case the unit has to be moved manually, the two clutch screws (Allen type) located on each wheel must be removed with the Allen wrench provided with the unit. This will uncouple the wheels from the motors (releasing the brakes) allowing the free motion of the unit.”

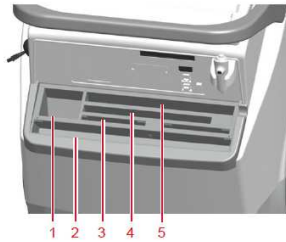


1. Clutch screws

This information can also be retrieved in the User Manual (section “Problem Solving”).

PR1405160001-VR0000105

- **Storage of Allen wrench**



1. A box or roll of protective bags for the detector

The slot can be used for storing the Allen wrench that is used to uncouple the wheels from the motors.

This information can also be retrieved in the User Manual (section “Storage bin”).

- **Current User Manual**

The current User Manual (on DVD) is added to this letter.


Please complete the feedback form as soon as possible and return it to us.

Should the above information not apply to your facility or should the device have been transferred to another organization, please be so kind as to indicate this on the attached feedback form and pass this Urgent Field Safety Notice to the organization where the device has been transferred.

We thank you for your careful attention to this issue and your continued support.

If you have any questions about this matter, please contact your local Agfa HealthCare organization: **<Name of contact person>** at **<Tel>**.

Sincerely,
Paul Merckx, Head of QARA Imaging Business Division



Agfa HealthCare NV
Septestraat 27
B-2640 Mortsel
Belgium

PR1405160001-VR0000105

**URGENT SAFETY NOTICE
FEEDBACK FORM**

We kindly ask you to send back the attached information as soon as possible.
Thank you for your co-operation.

Customer/Facility Name: «IA_Customer_Name» «IA_Facility_Site»

Address: «IA_Street_Address»

«IA_City», «IA_State» «IA_Zip_Code»

Notice Reference: PR1405160001-VR0000105

Product Reference: DX-D 100

- ☐ I confirm that I have received and understand the attached notice.
- ☐ This notice does not apply to my facility.
- ☐ The device has been transferred to another organization.

Customer

Name:

Position:

Signature:

Date:

Phone number:

- ☐ Please correct our contact information as follows:

Customer/Facility Name:

Address:

**Fax this completed form to <fax no.>
or email us on <email address> indicating the reference code above in the subject line**