FOR TIMELY TRANSFUSIONS

REMINDER FOR HEALTHCARE PROFESSIONALS

Conduct blood type and screen tests on your patient prior to the first infusion of isatuximab. Inform the blood bank that your patient has been treated with isatuximab which may interfere with indirect antiglobulin tests (indirect Coombs tests).

Verify standing orders for transfusions to determine if your patient received isatuximab within the last year.

In the event of a planned transfusion, notify blood transfusion centers about the risk of interference with indirect antiglobulin tests.

Give your patient a Patient Card to be carried at all times and until 6 months after the last dose of isatuximab. Provide your patient's pre-isatuximab compatibility profile, if available, to the blood bank.

Ask your patient to tell their other healthcare professionals that they have received isatuximab, particularly before a transfusion, and to show them their Patient Card.

REMINDER FOR BLOOD BLANKS

Identify the blood sample of your patient as containing isatuximab.

Pr SARCLISA™ (isatuximab)

IMPORTANT IFORMATION

SARCLISA (ISATUXIMAB) IS ASSOCIATED WITH RISK OF INTERFERENCE FOR BLOOD TYPING



HEALTHCARE PROFESSIONALS AND BLOOD BANKS BROCHURE

This document has been approved by HSA as of 17-10-2022
MAT-SG-2200338
DATE OF PREPARATION: 12 MAR 2021

sanofi

WARNING FOR BLOOD BANKS

- Isatuximab is bound to CD38 on red blood cells (RBCs) and may mask the detection of antibodies to minor antigens in the patient's serum. Thus, isatuximab may interfere with routine blood compatibility tests with potential false positive reactions in indirect antiglobulin tests (indirect Coombs tests).
- This interference is limited to the minor blood groups and does not affect the determination of a patient's ABO and Rh blood type.
- Isatuximab interference mitigation methods include treating reagent RBCs with dithiothreitol (DTT) to disrupt isatuximab binding or other locally validated methods. Since the Kell Blood group system is also sensitive to DTT treatment, Kell-negative units should be supplied after ruling out or identifying alloantibodies using DTT-treated RBCs.
- If an emergency transfusion is required, you can give non-cross-matched ABO/Rh-compatible RBCs as per local blood bank practices.

True negative indirect antiglobulin test (indirect Coombs test)

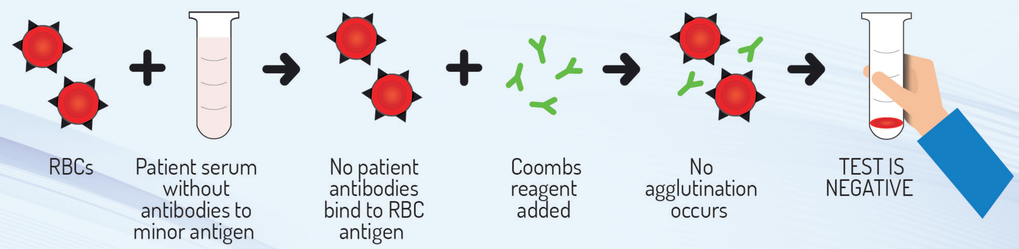

True positive indirect antiglobulin test (indirect Coombs test)

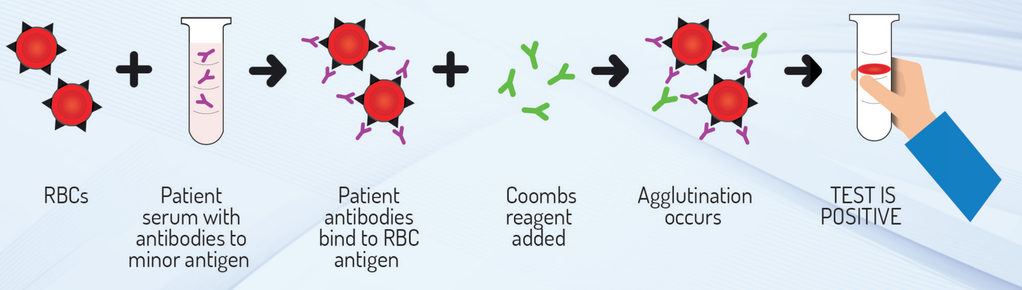

Indirect antiglobulin test (indirect Coombs test) from an isatuximab-treated patient

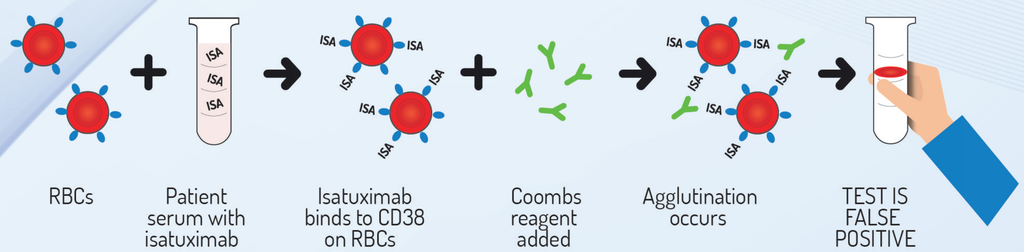

= Antibodies to minor antigen = CD38 receptor = Coombs reagent **ISA** = Isatuximab = Red blood cells

WARNING FOR HEALTHCARE PROFESSIONALS

Isatuximab is an anti-CD38 monoclonal antibody indicated for the treatment of adult patients with relapsed or refractory multiple myeloma. Because CD38 protein is expressed on the surface of red blood cells, isatuximab may interfere with blood bank serologic tests and result in a false positive indirect antiglobulin test (indirect Coombs test).

APPROPRIATE MEASURES TO MANAGE ISATUXIMAB INTERFERENCE AND AVOID POSSIBLE ADVERSE CLINICAL CONSEQUENCES

- Conduct blood type and screen tests on your patient prior to the first infusion of isatuximab.
- Consider phenotyping prior to starting isatuximab treatment as per local practice.
- Give your patient the latest version of the Patient Card.
- If treatment with isatuximab has already started, inform the blood bank that the patient is receiving isatuximab.
- In the event of a planned transfusion, please notify blood transfusion centers about the risk of interference with indirect antiglobulin tests.
- There is currently no available information with regard to how long the interference with the indirect Coombs test may persist after the last infusion of isatuximab. Based on the half-life of isatuximab, it is anticipated that isatuximab mediated positive indirect Coombs test may persist for approximately 6 months after the last infusion. Therefore, please advise your patient to carry the Patient Card at all times and until 6 months after the last dose of isatuximab.

REPORTING OF SUSPECTED ADVERSE REACTIONS

Healthcare professionals are asked to report any suspected adverse reactions to Sanofi via:

Email: PV.SIN@sanofi.com

ADDITIONAL RESOURCES

For additional information on isatuximab, please refer to the Package Insert (PI) http://www.sanofi.com.sg/products/sarclisa or contact SANOFI by using one of the following methods:

Website: https://www.sanofi.com.sg/en/contactus

Email: Med.SAMS@sanofi.com